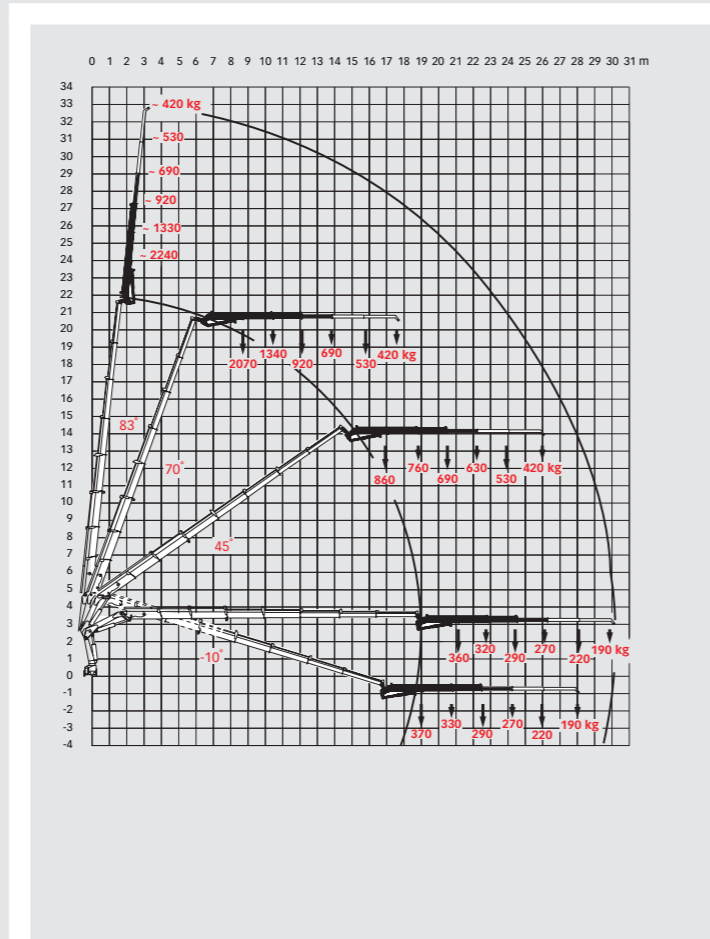
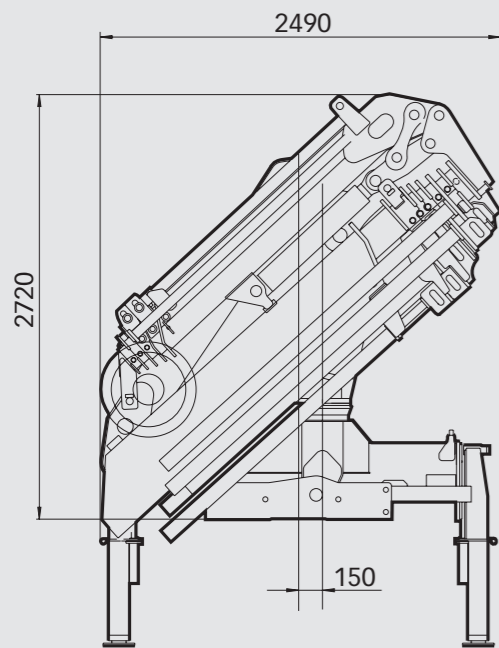
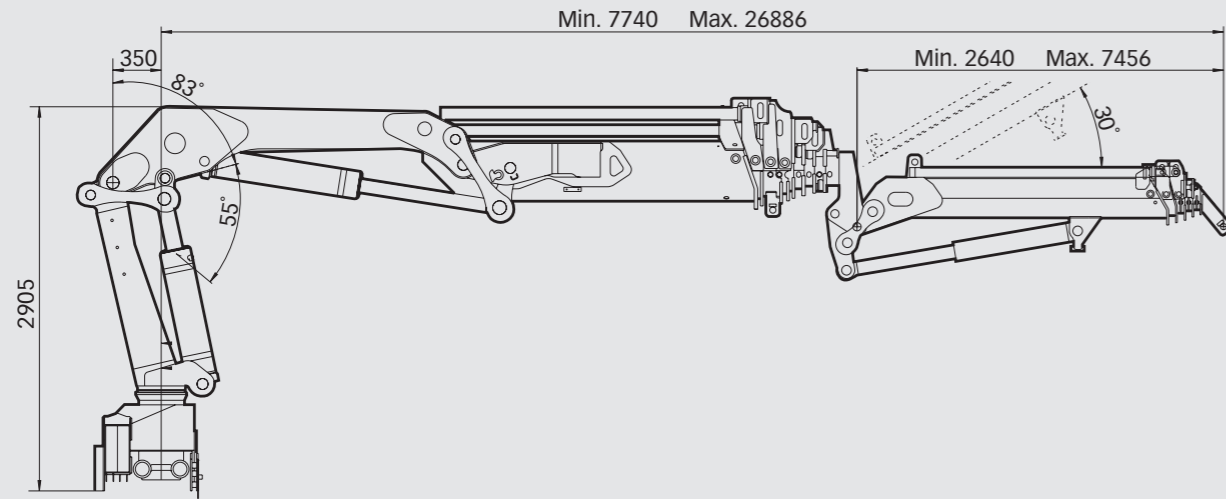
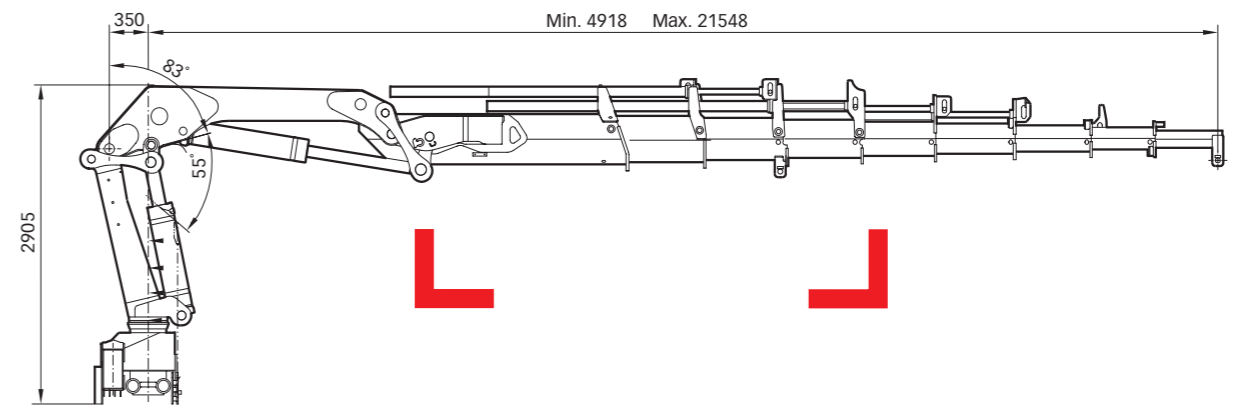


HIAB 360 E Basic data

> HIAB 360 E-7 jib 65X-3



HIAB 360 E Capacity 36 tm



Basic data

Disclaimer

Hiab cranes has been built to meet the highest standards of safety and service life and has been thoroughly tested. Strength calculations for this model have been carried out in accordance with DIN 15018. Hiab's certified Quality Assurance System complies with the ISO 9001. Some of the items in our literature may be extra equipment. Certain applications may require an official permit. We reserve the right to change technical specifications without prior notice. Hiab cranes produced for EU-countries are CE-marked and comply with the European Standard EN 12999.

BD-360E-EN-EU_050818

www.hiab.com



Courtesy of Crane.Market

HIAB 360 E Basic data

Technical data

| | 360 E-3 | 360 E-4 | 360 E-5 | 360 E-6 | 360 E-7 | 360 E-8 |
|--|--------------|--------------|--------------|--------------|--------------|--------------|
| Max. lifting capacity (kNm) | 324 | 316 | 308 | 300 | 294 | 289 |
| Outreach - hydraulic extensions (m) | 10.5 | 12.6 | 14.8 | 17.0 | 19.2 | 21.5 |
| Outreach - manual extensions (m) | 23.9 | 23.8 | 23.8 | 23.9 | 23.9 | - |
| Outreach - jib (m) | - | - | - | 24.5 | 26.7 | - |
| Outreach / lifting capacity (m / kg) | 2.0 / 14600* | 2.0 / 14300* | 2.0 / 14000* | 2.0 / 13800* | 2.0 / 13600* | 2.0 / 13500* |
| | 3.0 / 10000* | 3.0 / 10000* | 3.0 / 9900* | 3.0 / 9700* | 3.0 / 9500* | 3.0 / 9400* |
| | 4.8 / 6900 | 4.8 / 6700 | 4.8 / 6500 | 4.8 / 6350 | 4.8 / 6200 | 4.8 / 6100 |
| | 6.5 / 4950 | 6.5 / 4750 | 6.5 / 4550 | 6.5 / 4400 | 6.6 / 4150 | 6.6 / 4050 |
| | 8.4 / 3750 | 8.4 / 3550 | 8.4 / 3350 | 8.4 / 3150 | 8.5 / 2950 | 8.5 / 2850 |
| | 10.5 / 2980 | 10.5 / 2760 | 10.5 / 2560 | 10.5 / 2370 | 10.5 / 2200 | 10.5 / 2080 |
| | - | 12.5 / 2280 | 12.5 / 2080 | 12.5 / 1880 | 12.6 / 1700 | 12.6 / 1580 |
| | - | - | 14.7 / 1740 | 14.7 / 1540 | 14.8 / 1350 | 14.8 / 1240 |
| | - | - | - | 16.9 / 1320 | 17.0 / 1130 | 17.0 / 1000 |
| | - | - | - | - | 19.2 / 980 | 19.1 / 860 |
| | - | - | - | - | - | 21.4 / 760 |
| Outreach / Lifting capacity, with jib (m / kg) | - | - | - | 19.6 / 610 | 21.8 / 360 | - |
| | - | - | - | 21.1 / 550 | 23.3 / 320 | - |
| | - | - | - | 22.7 / 500 | 24.9 / 290 | - |
| | - | - | - | 24.4 / 460 | 26.6 / 270 | - |
| Slewing angle | 400° | 400° | 400° | 400° | 400° | 400° |
| Height in folded position (mm) | 2410 | 2410 | 2410 | 2410 | 2410 | 2410 |
| Width in folded position (mm) | 2490 | 2490 | 2490 | 2490 | 2490 | 2490 |
| Installation space needed (mm) | 1304 | 1358 | 1373 | 1373 | 1373 | 1373 |
| Weight - "standard" crane without stabilizers (kg) | 3860 | 4090 | 4325 | 4605 | 4810 | 4940 |
| Weight - stabilizer equipment (kg) | 450 - 730 | 450 - 730 | 450 - 730 | 450 - 730 | 450 - 730 | 450 - 730 |
| Weight - jib (kg) | - | - | - | 690** | 655** | - |

* May require special hook or special hook position

** Incl. hose and pipe kit

HIAB 360 E-8

