



BT 2047
10 US t Lifting Capacity
Boom Truck Cranes
Datasheet
Imperial

BT 2047



Features: BT 2047

- ▶ 10 US t @ 5 ft capacity at rated distance from center of rotation
- ▶ 47 ft maximum boom length
- ▶ 56 ft 5 in maximum tip height
- ▶ 18–30 ft optional jib
- ▶ 87 ft maximum tip height with 30 ft jib

WORKS FOR YOU.™

Key

..... 3

Dimensions

Crane Dimensions 4, 5
Area of Operation 5
Mounting Specifications 5
Range Diagram 6

Load charts

Boom Load Chart 7
Jib, Retracted 7
Jib, Extended 7

Technical description

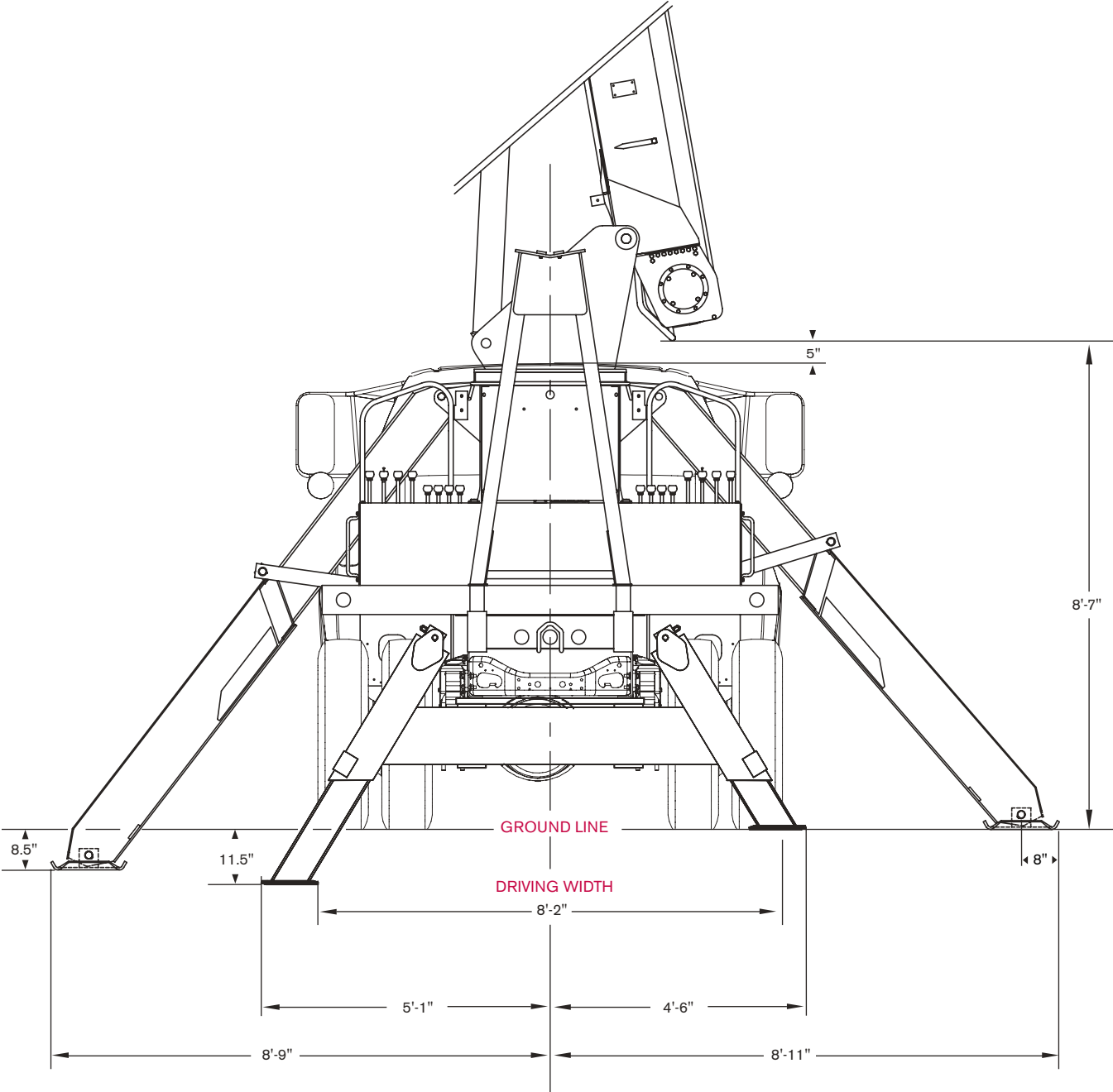
Boom, Jib and Rotation 8
Operator Controls and Operator Aid 8, 9
Understructure 9
Optional Features 9

	Main boom		Main Hoist
	Boom length		Hoist line speed
	Tip height		Part line
	Telescoping mode		Operator aid
	Boom angle		Controls
	Working radius		Hydraulics
	Boom with jib		Working temperature
	Boom head		Outriggers
	Hook block		Working speeds
	Hook to head sheave pin		Rope – Standard / Optional
	Rotation / Allowable rotation range		Rope diameter
	Boom angle		Rope length
	Boom over the rear		Line pull

DIMENSIONS

BT 2047

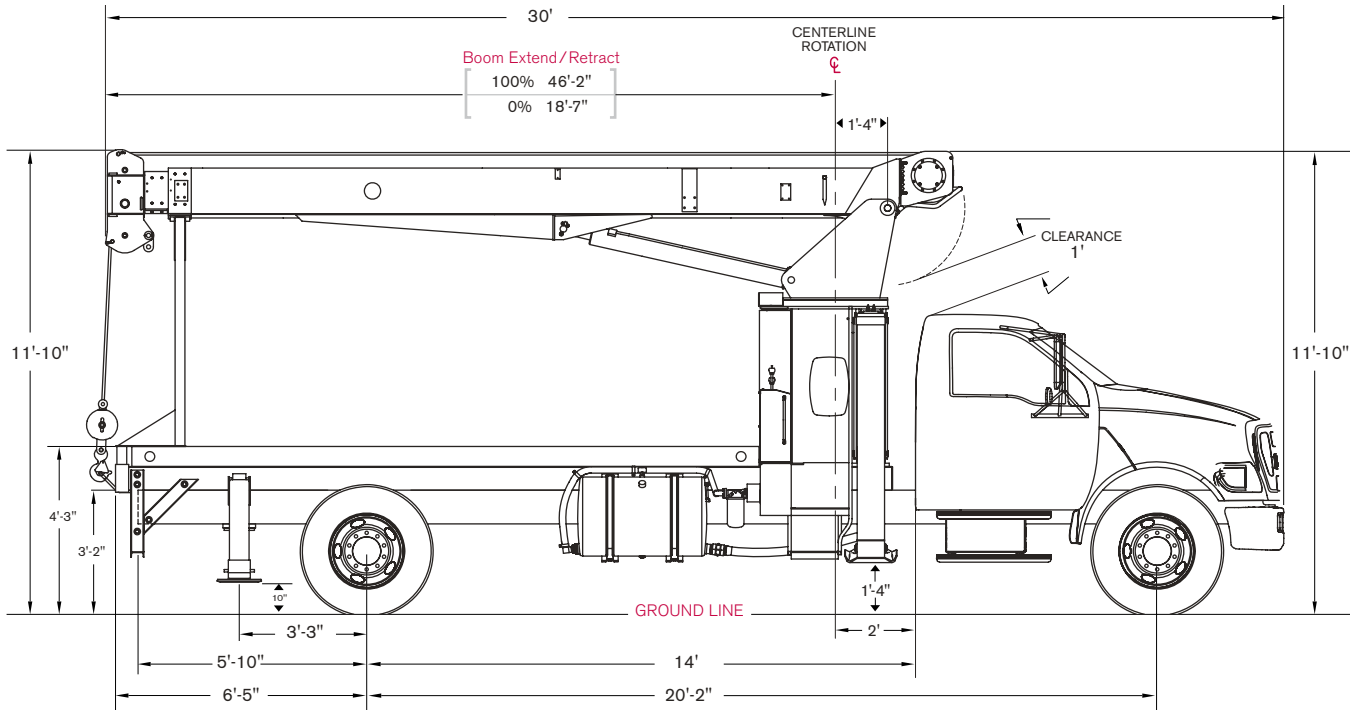
Crane Dimensions



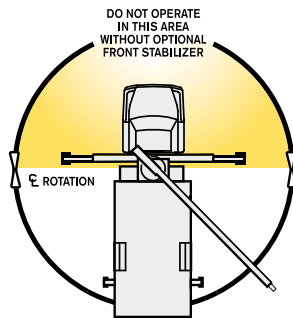
DIMENSIONS

BT 2047

Crane Dimensions



Area of Operation



Mounting Specifications

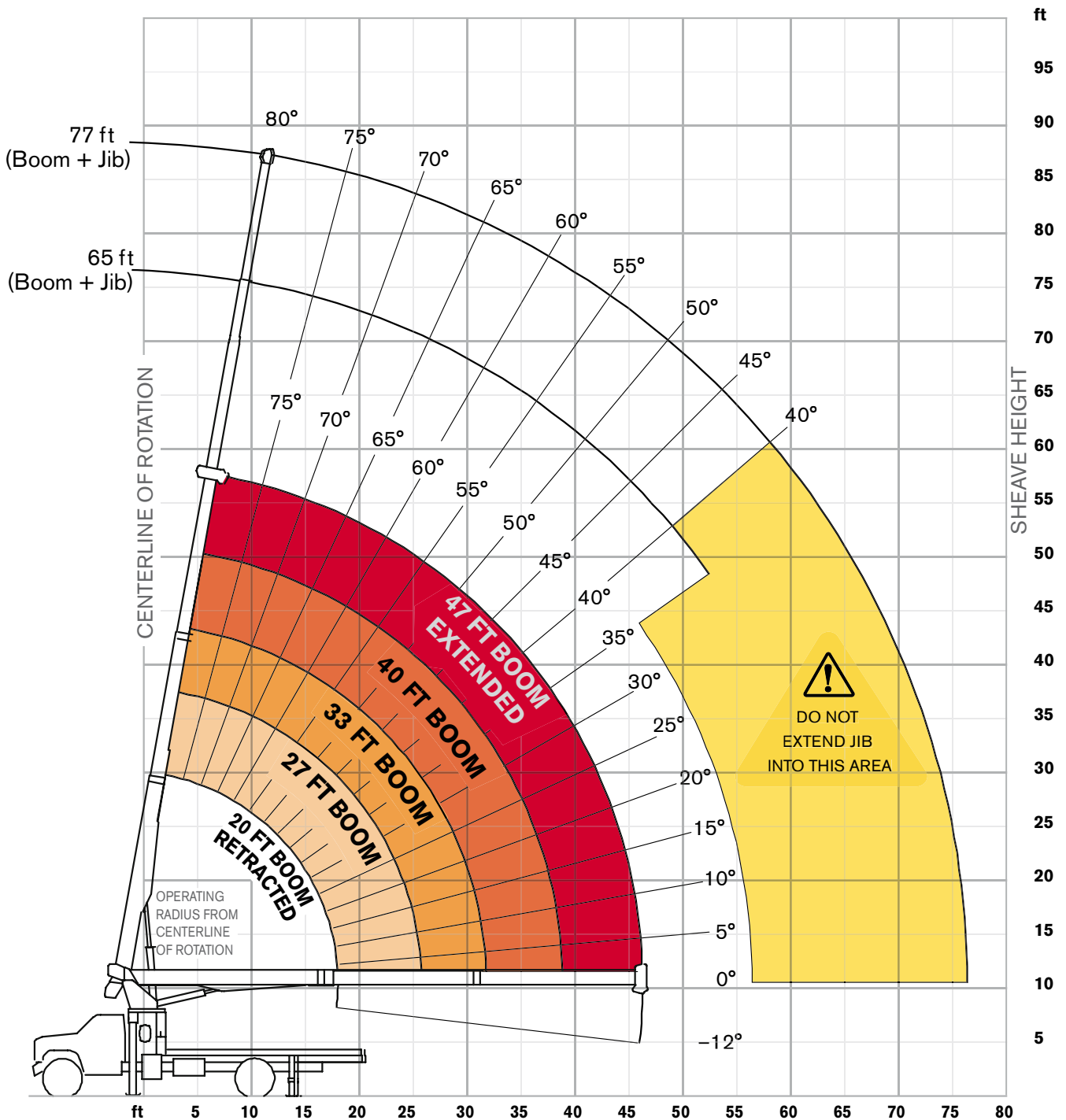
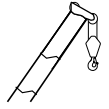
Chassis recommendation

Gross vehicle weight rating	33,000 lb
Front axle weight rating	12,000 lb
Rear axle weight rating	21,000 lb
Crane weight	10,700 lb
Wheelbase	230 +/- 4 in
Cab to axle	156 +/- 4 in
Afterframe	80 +/- 4 in
RBM per framerail	1,200,000 lb/in

RANGE DIAGRAM

BT 2047

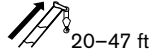
Outriggers Fully Extended (100%)





BOOM LOAD CHARTS

BT 2047

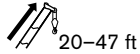
Outriggers Fully Extended (100%)





Standard ASME B30.5

	Boom Length					
	20	27	33	40	47	
ft	lb	lb	lb	lb	lb	ft
5	20,000	12,520				5
8	12,830	12,230	11,850	11,170		8
10	10,830	10,270	9,900	9,370	8,220	10
12	9,350	8,860	8,520	8,130	7,430	12
14	8,150	7,800	7,480	7,370	6,730	14
16	7,240	7,100	6,810	6,540	6,090	16
18	5,850	6,360	6,120	5,870	5,450	18
20		5,660	5,550	5,320	4,930	20
25		3,900	4,300	4,260	4,060	25
28			3,700	3,690	3,510	28
31			2,890	3,210	3,140	31
35				2,690	2,670	35
38				2,110	2,370	38
40					2,250	40
45					1,800	45
46					1,465	46

With Jib, Retracted and Extended



Standard ASME B30.5

	Jib Capacities for All Boom Lengths										
	78°	75°	70°	65°	60°	55°	50°	45°	40°	35°	
ft	lb	lb	lb	lb	lb	lb	lb	lb	lb	lb	ft
18	4,400	3,700	2,800	2,180	1,760	1,430	1,200	1,040	900	800	18
30	2,060	1,660	1,260	1,000	810	700	600	550	500	-	30

Notes to lifting capacity







Lifting capacities do not exceed 85% of tipping load. Weight of hook blocks and slings is part of the load, and is to be deducted from the capacity ratings. Consult operation manual for further details.

Note: Data published herein is intended as a guide only and shall not be construed to warrant applicability for lifting purposes. Crane operation is subject to the computer charts and operation manual both supplied with the crane.





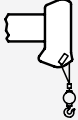
TECHNICAL DESCRIPTION

BT 2047

Boom, Jib and Rotation

	Three-section full power fully synchronized telescopic keel boom	
	Boom length	47 ft
	Boom elevation angle range (min/max)	-12° / 80°
	Boom up/down time	16/10 seconds
	Boom extension/retraction time	39/30 seconds
	Boom head	Quick reeving
	Maximum tip height	with optional 18–30 ft jib: 87 ft
	180 degree non-continuous rotation or optional 360 degree continuous rotation	

Operator Controls and Operator Aid

	Hoist line pull	7,900 lb
	Rope diameter	1/2 in
	Breaking strength	27,000 lb
	Overhaul ball	6.25 US t
	1 Sheave block	10 US t
	2 Sheave block	15 US t
	1 part line	7,600 lb
	2 part line	15,200 lb
	3 part line	22,800 lb



Fully proportional independent outrigger controls



Electronic rated capacity indicator

Understructure



Front: "A-frame" link type

To outer edge of pad

17 ft 10 in

Rear: A-Frame

To outer edge of pad

10ft 2 in

Optional Features

Two-stage jib

Rotation resistant rope

Multi-part load blocks

Main hoist with 2 speed motor

Heavy duty wood flatbeds

Extra heavy duty wood flatbeds

Extra heavy duty steel flatbeds

Radio remote controls

One-man or two-man baskets

Hoist drum tensioner

Continuous rotation

Oil cooler

Single front bumper outrigger

Hydraulic hose reel

Tool box

Effective Date: February 2014. Product specifications and prices are subject to change without notice or obligation. The photographs and/or drawings in this document are for illustrative purposes only. Refer to the appropriate Operator's Manual for instructions on the proper use of this equipment. Failure to follow the appropriate Operator's Manual when using our equipment or to otherwise act irresponsibly may result in serious injury or death. The only warranty applicable to our equipment is the standard written warranty applicable to the particular product and sale and Terex makes no other warranty, express or implied. Products and services listed may be trademarks, service marks or trade-names of Terex Corporation and/or its subsidiaries in the USA and other countries. All rights are reserved. Terex® is a registered trademark of Terex Corporation in the USA and many other countries.

Copyright 2014 Terex Corporation.

Terex Cranes, Global Marketing, Dinglerstraße 24, 66482 Zweibrücken, Germany
Tel. +49 (0) 6332 830, Email: info.cranes@terex.com, www.terexcranes.com



www.terexcranes.com

Brochure Reference: TC-DS-I-E-BT2047-02/14



WORKS FOR YOU.™